

MODEL NUMBER LEGEND

H3CR-A -

1 2 3 4

1. Terminal Form (Number of Pins)

None: 11-pin models

8: 8-pin models

2. Input Type for 11-pin Models

None: No-voltage input (NPN type)

P: Voltage input (PNP type)

3. Output

None: Relay output (DPDT)

S: Transistor output (NPN/PNP universal use)

E: Relay output (SPDT) with instantaneous relay output (SPDT)

4. Suffix

300: Dual mode models (signal ON/OFF-delay and one-shot)

301: Double time scale (range) models (0.1 s to 600 h)

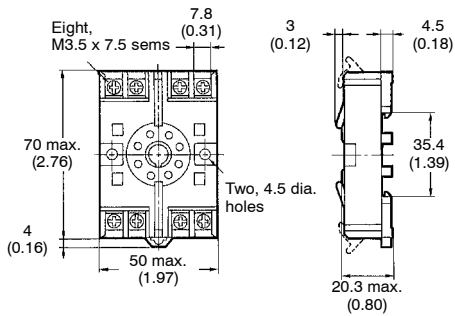
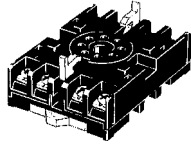
ACCESSORIES

Description		Part number	
Sockets	11-pin	Bottom surface or track mounting, top screw terminals	P2CF-11
		Bottom surface or track mounting, top screw terminals, finger safe terminal conforms to VDE0106/P100	P2CF-11-E
		Back mounting, for use with Y92F-30 mounting adapter, bottom screw terminals	P3GA-11
	8-pin	Bottom surface or track mounting, top screw terminals	P2CF-08
		Bottom surface or track mounting, top screw terminals, finger safe terminal conforms to VDE0106/P100	P2CF-08-E
		Back mounting, for use with Y92F-30 mounting adapter, bottom screw terminals	P3G-08
		Terminal cover for P3G sockets, conforms to VDE0106/P100	Y92A-48G
Panel mounting adapter	Fits behind panel, ideal for side-by-side installation. Use P3G_ _ sockets		Y92F-30
	Panel-mounting adapter (88 mm x 58 mm x 66 mm)		Y92F-73
	Panel-mounting adapter (58 mm x 50 mm x 66 mm)		Y92F-74
Protective cover	Hard plastic cover protects against dust, dirt and water; not for use with panel covers		Y92A-48B
NEMA 4 cover	Waterproof front cover		Y92A-48N
Colored panel covers	Light gray (Munsell No. 5Y7/1) to match case		Y92P-48GL
	Medium gray (Munsell No. 5Y5/1)		Y92P-48GM
	Black (Munsell No. N1.5)		Y92P-48GB
Time setting rings	Used to lock-in a single setting; one ring, can be used with Y92P panel covers		Y92S-27
	Used to lock-in a setting range; two rings, can be used with Y92P panel covers		Y92S-28
Mounting track	DIN rail, 50 cm (1.64 ft) length; 7.3 mm thick		PFP-50N
	DIN rail, 1 m (3.28 ft) length; 7.3 mm thick		PFP-100N
	DIN rail, 1 m (3.28 ft) length; 16 mm thick		PFP-100N2
End plate			PFP-M
Spacer			PFP-S

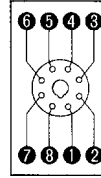
■ ACCESSORIES (ORDER SEPARATELY)

Track Mounting/
Front-Connecting Socket

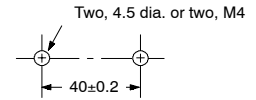
P2CF-08



Terminal Arrangement/
Internal Connections
(Top View)

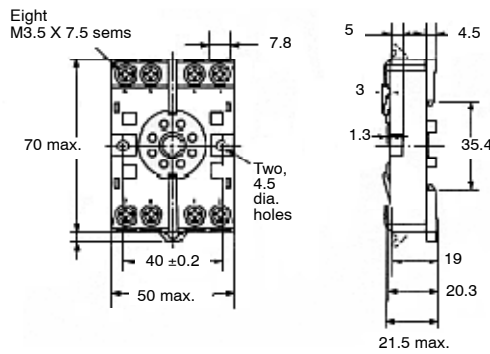
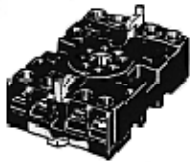


Surface Mounting Holes

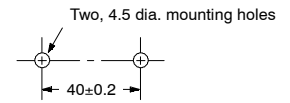
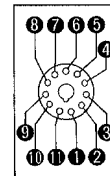
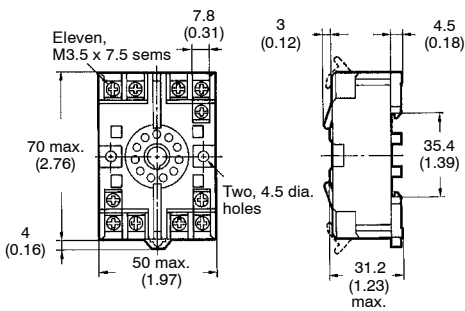



P2CF-08-E Socket
(Finger-Safe Terminal Type)

Conforming to VDE0106/P100

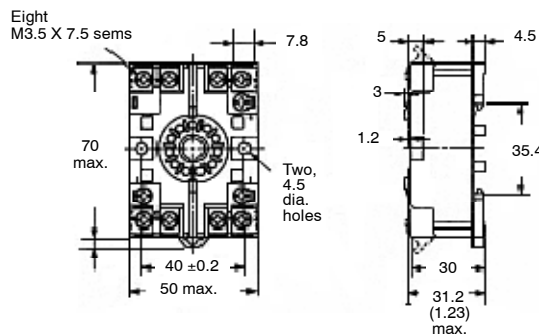


P2CF-11 Socket



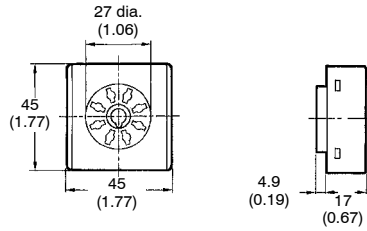
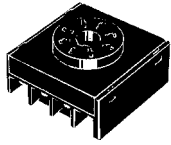
P2CF-11-E Socket
(Finger-Safe Terminal Type)

Conforming to VDE0106/P100

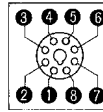


Back-Connecting Socket

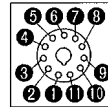
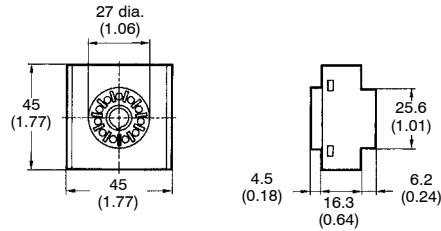
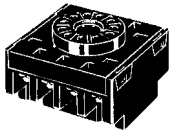
P3G-08



**Terminal Arrangement/
Internal Connections
(Bottom View)**



P3GA-11

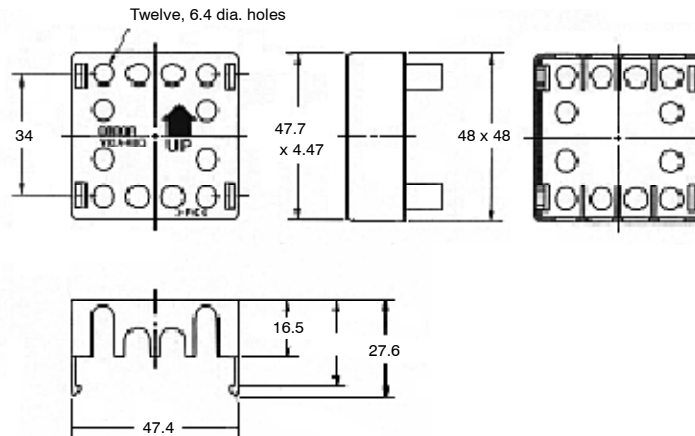
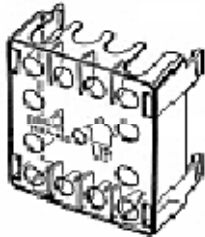


PROTECTIVE COVERS

Finger-Safe Terminal Cover for P3G(A)

Conforming to VDE0106/P100

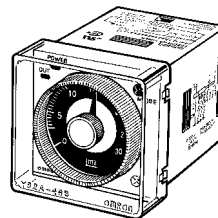
Y92A-48G



Y92A-48B

The protective cover protects the front panel, particularly the time setting section, against dust, dirt, and water. It also prevents the set value from being altered due to accidental contact with the time setting knob.

- Note:
1. The Y92A-48B Protective Cover is made of a hard plastic and therefore it must be removed to change the timer set value.
 2. The Protective Cover cannot be mounted if the Panel Cover (sold separately) is used on the Timer.
 3. When using a front cover for flush mounting, use the Y92F-30 Adapter. The Y92F-73 or Y92F-74 Flush Mounting Adapter cannot be used.



Y92A-48B